


Competency Booklet

This booklet is not for reproduction without permission from Ruby Welsford and the format/ content belongs to Infinity Dogs CIC

INFINITY
Dogs



ABOUT ME

My name: _____

My dog's name: _____

My dog's breed: _____

My dog likes: _____

My dog dislikes: _____

Start date: _____

Assessor name: _____



ASSISTANCE DOG CANDIDATE TEST

The purpose of this test is to assess the suitability of dogs as assistance dogs for Infinity Dogs CIC.

Dogs must be 6 months or older and have completed 6 or more training hours with Infinity Dogs CIC.

A 100% score is required to pass the test.



HOUSE MANNERS

tick once task can be evidenced

1. My dog can station themselves on a mat whilst I make a drink for 10 seconds.

☐

2. My dog asks to be let outside.

☐

3. My dog can be left at home for 90 seconds without any signs of distress.

☐

4. My dog can give up an object when asked.

☐

5. My dog can sit calmly whilst I put their lead on.

☐



LIFE SKILLS

tick once task can be evidenced

1. My dog will not cross the front door threshold without a release cue.
2. My dog can walk on a loose lead for at least 2 minutes in a quiet residential area.
3. My dog can greet 10 people appropriately by ignoring them in an auto “sit” or “down” until released.
4. I can recall my dog first time in a low distraction environment from at least 15 meters away.
5. My dog will not run off if I drop their lead in a park.
6. I have the means to pick up after my dog.
7. My dog can sit by my side and ignore another dog passing by 3 times within 2 meters.
8. My dog will allow someone else to hold them from 10 meters away from me for 15 seconds.
9. My dog can calmly get in and out of a car.

☐☐☐☐☐☐☐☐☐



ENRICHMENT AND PARTNERSHIP

Demonstrate a scent game that you might play with your dog:

.....

Give 3 examples of dog parkour:

1.

.....

2.

.....

3.

.....

Demonstrate how you would play with your dog in a controlled way:

.....

.....

.....

.....

Give 3 ways you would reward your dog with food:

1.

.....

2.

.....

3.

.....

Can you detail below and show a “party trick” your dog can do:

.....

.....

.....


.....

.....

.....

.....

.....



CO-OPERATIVE CARE

Demonstrate how you would check over your dog:

.....

.....

.....

.....

What would you do if your dog needed eye drops?

.....

.....

.....

.....

How would you set your dog up if they needed a spot on treatment?

.....

.....

.....

What would you do if your dog rolled in something smelly before public access?

.....

.....

.....

.....

Can you demonstrate that your dog is okay with having their “gear” put on?

.....

.....

.....



PUBLIC ACCESS

tick once task can be evidenced

1. My dog can ignore food placed less than one foot away for 5 seconds.

☐

2. My dog is confident with 10 different sensory experiences.

☐

3. My dog is happy to get in and out of a lift.

☐

4. I can demonstrate a controlled entrance and exit.

☐

5. My dog can walk at least 20 meters on a hands free lead in a shopping center without pulling.

☐

6. My dog can stay lying under a bench as another assistance dog team passes us 3 times.

☐

7. My dog can ignore or recover from items being dropped from 10 meters away in front, behind and next to them, both static and in motion.

☐

8. My dog can cope with, and ignore a soft item being thrown in their direction. (e.g. an empty coffee cup).

☐

9. I can demonstrate 5 steps of dropped lead walking.

☐

10. My dog can remain settled for 5 minutes.

☐

11. My dog can wait in a queue calmly for 1 minute.

☐

12. I can demonstrate a 30 second dropped lead stay from 5 meters away in sight.

☐

13. I can demonstrate a 15 second dropped lead stay from 3 meters away with the handler behind a near by aisle or object.

☐

14. My dog can cope with 3 shopping trolleys going past within a 3 meter space.

☐

15. I can demonstrate I am able to ask my dog to "middle" at a self-checkout.

☐

16. My dog can walk 10 paces in front of fresh produce from 2 meters away without getting distracted.

☐

17. Another person can take my dog's lead for 30 seconds whilst I am out of sight.

☐

18. I can demonstrate that I can drop my dog's lead, walk 3 steps away, and then call them back into position.

☐

Has your dog ridden on a bus at least once?
Were you able to manage this in a positive way?

.....

.....

.....

.....

Handler knowledge check:

.....

.....

.....

.....

Please note: A 100% score is required to pass this level.

Any aversive handling or equipment will result in immediate disqualification.

Any soiling in public access will also result in disqualification.

No aggressive or reactive behavior will be tolerated.





ASSISTANCE DOG BASIC TRAINING TEST

The purpose of this test is to assess the suitability of dogs as assistance dogs for Infinity Dogs CIC.

Dogs must be 12 months or older and have completed 10 or more training hours with Infinity Dogs CIC.

A 100% score is required to pass the test.

Handlers CANNOT lure for any of the exercises, but are encouraged to heavily reward. Handlers may wear treat bags or have treats in pockets but they must not be in the dogs direct line of sight.





HOUSE MANNERS

tick once task can be evidenced

1. My dog can stay calm and relaxed on a mat, bed, or open crate for 15 minutes whilst the handler is engaged in other activities.

☐

2. My dog can automatically leave a plate of medium-value food on the floor for 30 seconds without attempting to eat it.

☐

3. My dog can cope with being left alone in the house or another room with the door closed for 10 minutes without showing signs of distress or anxiety.

☐

4. My dog can respond to my cue's to get on or off furniture when asked.

☐

5. My dog can retrieve a household object, such as a phone, when requested by me.

☐



LIFE SKILLS

tick once task can be evidenced

1. My dog can walk around a car park on a hands-free lead with 100% loose lead walking for 5 minutes.
2. My dog is able to wait for 30 seconds, with the handler at least 3 meters away before being released.
3. My dog can show recall at least 3 times from a distance of 25 meters in a medium distraction environment.
4. My dog can show that they can “ask” for permission before approaching water.
5. My dog is able to ignore another dog playing off-lead at least 20 meters away.
6. My dog can demonstrate trail etiquette, such as not pulling on the lead, and staying focused on the handler.
7. My dog can demonstrate park etiquette, such as not approaching other people without permission.
8. My dog is able to heel off-lead for 10 steps in a dog friendly park.

☐☐☐☐☐☐☐☐

9. My dog is able to ignore a toy, or food toy that is dropped into the road from 3 meters away whilst staying on the pavement.

☐

10. My dog is able to cope with bikes, scooters, skateboards and people passing by whilst running, from 3 meters away.

☐

ENRICHMENT AND PARTNERSHIP

1. My dog can willingly “gear up” when given the cue by their handler.

☐

2. I can demonstrate 3 different body awareness exercises with my dog.

☐

3. I can demonstrate 3 different canine conditioning activities with my dog.

☐

4. My dog is able to perform 3 different tricks from a distance of 3 meters that could be useful for taking a photo.

☐

5. My dog can demonstrate proficiency in 3 elements from a dog activity, such as agility or obedience.

☐



CO-OPERATIVE CARE

1. My dog can stand calmly for a basic exam performed by a person other than their usual handler, whilst off-lead.

☐

2. My dog will offer their paws for claws to be trimmed or use a scratchboard without displaying fear or resistance.

☐

3. My dog can get on and off weighing scales when asked by the handler.

☐

4. My dog can offer their head for fake eye drops without showing any fear or resistance.

☐

5. My dog can offer their head for fake ear drops without showing any fear or resistance.

☐



PUBLIC ACCESS

tick once task can be evidenced

1. My dog can walk on a loose lead for 2 minutes in a low demand public access area (e.g. shopping center near closing time). ☐
2. My dog can perform a controlled exit and entry with a dropped lead, taking 5 steps before entering and 5 steps inside. ☐
3. My dog can lie down 5 meters away from the handler for 1 minute with light distractions, such as people walking past. ☐
4. My dog is able to settle for 10 minutes whilst the handler has a hot drink in a cafe. ☐
5. My dog can sit or lie down if I stop to talk to someone after walking 50 paces with a dropped lead. ☐
6. My dog can cope with light noise distractions from 5 meters away, including noises in from, behind, to the side and in motion. ☐
7. My dog is able to hold any position without getting distracted by receiving 3 drive-by pets. ☐

8. My dog is able to walk on a shoulder lead next to a known assistance dog team, staying within 3 meters of the other team, and maintaining a loose lead for 1 minute.

☐

9. I can carry a filled cup of liquid without spilling from the checkout, to a table, with my dog on a loose lead.

☐

10. My dog can ignore a soft, light object (e.g. a scarf) being thrown over them twice whilst holding down a position.

☐

11. My dog can be recalled in a low demand environment over 10 paces with light distraction.

☐

12. My dog can walk calmly through a ticket barrier without hesitation or fear.

☐

13. My dog can complete a short train journey with at least 2 stops, getting on and off the train without difficulty.

☐

14. My dog can tuck in public transport, staying out of the way of other passengers.

☐

15. My dog will not jump on the seats in a car.

☐

16. My dog can wait with a dropped lead at a checkout for at least 1 item.

☐

17. My dog can stay under control with a dropped lead in any position whilst the handler picks up a shopping basket.

☐

18. My dog can walk next to a shopping basket for at least 10 paces on a loose lead. ☐
19. My dog can walk next to a shopping trolley for at least 5 paces on a loose lead. ☐
20. My dog can walk 15 steps past fresh produce with a dropped lead. ☐
21. My dog is able to ignore food dropped in front of them for at least 30 seconds. ☐
22. My dog can travel inside a lift, going up and down without showing signs of fear or distress, ☐
23. My dog demonstrates good lift manners, such as not jumping or pulling on the lead. ☐
24. My dog can ignore clapping, cooing and animal noises for at least 20 seconds. ☐
25. My dog can go past clothes rails without interfering. ☐
26. My dog can stay with a dropped lead under a table less than 5 meters away whilst the handler grabs an item and returns. ☐
27. I can demonstrate the commands "say hi" and "lets go" with my dog. ☐
28. My dog can approach a mirror calmly and remain calm for at least 10 seconds. ☐

29. My dog is not phased by automatic doors, they remain calm and focused. ☐
30. I can handle unwanted interactions appropriately and redirect my dog's attention and maintain control. ☐
31. I can deal with access challenges correctly by following specific guidelines or instructions. ☐
32. I can demonstrate at least 1 trained task that my dog can perform on demand. ☐
33. I can show the training process of another task being taught to my dog. ☐
34. I can demonstrate how I look out for my dog's basic welfare needs in public access, such as providing water and breaks as needed. ☐
35. I can demonstrate how I am starting to teach my dog delayed gratification, such as waiting patiently for treats or rewards. ☐

Please note: A 100% score is required to pass this level.

Any aversive handling or equipment will result in immediate disqualification.

Any soiling in public access will also result in disqualification.

No aggressive or reactive behavior will be tolerated.





ASSISTANCE DOG ADVANCED TRAINING TEST

The purpose of this test is to assess the suitability of dogs as assistance dogs for Infinity Dogs CIC.

Dogs must be 14 months or older and have completed 15 or more training hours with Infinity Dogs CIC.

A 100% score is required to pass the test.

Handlers CANNOT lure for any of the exercises, but are encouraged to heavily reward. Handlers must reward from a place that isn't on their person, but can be in the dogs direct line of sight (e.g. a friend, shelf, treat dispenser or tub on the floor).



HOUSE MANNERS

tick once task can be evidenced

1. My dog can stay calm and relaxed on a mat, bed, or open crate for 1 hour whilst the handler is engaged in other activities. I can explain why this may be needed.

☐

2. My dog can automatically leave a plate of high-value food on the floor for 3 minutes without attempting to eat it with the handler out of sight. I can explain why this may be needed.

☐

3. My dog can cope with being left alone or in another room with the door closed for 30 minutes without showing any signs of distress or anxiety.

☐

4. My dog can co exist peacefully in a closed space for a prolonged period of time with another dog and human should they visit a friend or share a hotel room. This can be tested at a friend's house, a car, a hotel room or train journey that is over 2 hours long.

☐

My dog has at least 5 of the following base behaviors:

Nudge an object less than 3cmx3cm at least 2 feet high from at least 10 meters away

Pull a rope less than 2cm thick and a foot long to alert or open something from 10 meters away

Able to do a “down and tell”

Able to do “ping pong” or “get help” in line of handler less than 10m away

Able to do a DPT for 2 minutes

Able to do a live scent alert to a medical condition with at least 5 minutes warning

Able to grab a rescue kit

Able to use a brinsil to alert

Able to use a dog phone

Able to show a layered medical alert

Able to show a layered medical response

Able to show a block

Able to demonstrate guiding to exit

Able to show awareness of crowd navigation

Able to do a sound alert and show handler source

Able to navigate past an obstacle independently

Able to put an item in a bin from 10m away

Able to do a meds reminder





LIFE SKILLS

tick once task can be evidenced

1. My dog can walk around on a hands-free lead with 100% loose lead walking for 20 minutes on a street.
2. My dog can perform an emergency stop running at least 20m away from their handler. This should be done off lead in a park.
3. My dog can perform an emergency stop running towards me from at least 20m away. This should be done off lead in a park.
4. My dog can demonstrate curb savviness.
The assessor will hook a light line to your dog, you will walk towards the curb and drop your lead. The dog must not follow you into the road without you cueing them. The line is held by the assessor to prevent this.
5. My dog can ignore another dog playing off lead from five meters away.
6. My dog can ignore a scrap of food on the floor 1 meter away whilst the instructors dog goes past 3 times.
7. My dog is able to cope with a pet dog rushing up to them, the dog must not make physical contact. This should be done in a pet friendly place.

☐☐☐☐☐☐☐

8. My dog is able to be held by someone else for 3 minutes whilst the handler is 30 meters away.

☐

9. My dog is able to demonstrate that they can sit, get in a car, be safely restrained, drive for 5 minutes without signs of stress, control release, prepare and wait for release of unloading, and return to the handlers side in a controlled and safe way.

☐

10. My dog can do the following:

☐

Have a contextual cue to keep automatically under control on a trail (e.g. see dog, return to handler, see person, return to handler)

Able to walk down a canal and pass someone else on a loose lead

Able to respond appropriately to seeing a reactive dog (an instructor will ask their dog to speak on cue to avoid unethically triggering someone elses dog on purpose)

Able to respond appropriately to seeing someone playing a sport

Able to respond appropriately if they saw someone who was obviously frail

Able to respond appropriately to a child scared of dogs

Able to respond appropriately to walking around birds

Able to respond appropriately walking round squirrels

Able to respond appropriately walking past a cat at a 10m distance

Able to respond appropriately to a drunk person

Able to deal with a pet dog sniffing them on lead for 15 seconds



ENRICHMENT AND PARTNERSHIP

Give 3 examples of activities you can do with your dog from your bed:

1.

.....

2.

.....

3.

.....

Give 5 different examples of scent based games you can play with your dog.

1.

.....

2.

.....

3.

.....

4.

.....

5.

.....

Give 3 examples of different tricks you can do with your body:

1.

.....

2.

.....

3.

.....

How would you free shape a new behaviour?

.....

.....

.....

.....

How do you use luring to teach a new behaviour?

.....

.....

.....

.....

Assessor to complete:

Dog / Handler have shown 3 formal obedience exercises

☐

Handler successfully sent dog around a pole

☐

Dog can target with back feet


☐

Dog can go through a tunnel

☐

Dog can walk over something wobbly

☐



CO-OPERATIVE CARE

1. My dog can voluntarily wear a correctly fitted muzzle and walk for 30 seconds without distress.

☐

2. My dog can open their mouth on cue to be inspected.

☐

3. My dog can position themselves for a fake blood draw without restraint (neck).

☐

4. My dog can show that they will allow the inbetween of their paws to be checked, and will offer them voluntarily.

☐

5. My dog will show their belly for inspection

☐

6. I can demonstrate my dogs grooming routine.

☐

7. I can give 10 signs that a dog might need veterinary attention.

☐



PUBLIC ACCESS

tick once task can be evidenced

1. My dog can walk on a loose lead for 30 minutes in a moderately busy shopping retail park. ☐
2. My dog can navigate an entire circuit of a shopping centre off lead or just on a dormant pull strap/traffic handle. If the handler is unable to do this, they may nominate someone else to do so. ☐
3. My dog can hold a 2 minute stay from 10 steps away with moderate free flowing distractions natural to the setting. ☐
4. My dog can settle for 30 minutes whilst the dog and handler team have a light bite to eat. If needed, the handler may get up during this time but the dog must remain settled. ☐
5. My dog and I are able to walk 50 metres with a dormant attachment or off lead whilst approached by another dog/handler team 3x. On one of these occasions, the team under assessment must leave their dog from 10 metres away to tell the other handler something, and return to their dog without them breaking position. ☐

6. My dog has been tested against the following noises:

Fire alarm

Checkout beeps

Large trolleys within 1m distance

Loudspeaker announcements

A loud object being dropped next to, to the side of, in front or behind the dog

Sirens

☐

7. My dog can remain settled whilst a light object is dropped on them (e.g. small soft toy).

☐

8. My dog is able leave high value food dropped next to them whilst walking (less than 30cm away) and static.

☐

9. I am able to carry a hot drink without spilling it due to my assistance dog pulling over a distance of 20 metres.

☐

10. I am able to do an active absence of 4 minutes, with my dog taken off me safely by someone else to demonstrate they can cope should they get seperated in an evacuation.

☐

11. My dog is able to do a 15 step recall from a stay in a high demand environment (e.g. a busy shopping centre)

☐

12. My dog can ride on a bus for 20 minutes whilst being tucked away from other passengers.

☐

13. My dog can complete a small train journey with at least 4 stops, getting on and off the train without difficulty. ☐
14. I can describe how I would safely handle a crowded train journey. ☐
15. My dog is capable of staying in between the handlers legs in a taxi or uber unless tasking. ☐
16. My dog can wait with a dropped lead at a checkout for at least 3 minutes or 5 items. ☐
17. My dog can stay under control with a dropped lead whilst the handler walks with a basket for 20 paces. ☐
18. My dog can walk past baked goods off lead/TH/PS ☐
19. My dog is able to walk next to a trolley for at least 1 minute on a loose lead. ☐
20. My dog can walk next to a shopping trolley for at least 20 seconds off lead/TH/PS ☐
21. My dog can ignore food offered to them. ☐
22. I can describe how I navigate escalators with my dog. ☐
23. My dog can enter and exit a lift with good etiquette. ☐

24. My dog can hold any position from 20m away whilst someone tries 10 times to distract them.

☐

25. My dog can demonstrate how they navigate a tight space with another team, including:

A “surprise” encounter

Walking past less than 1m away

Walking head on

Walking up from behind

☐

26. My dog is able to stay with a dropped lead under a table 20 metres away while the handler grabs an item and returns.

☐

27. I can show how I can politely deal with a challenging access refusal.

☐

28. My dog is able to deal with a 3 minute out of site passive absence.

☐

29. My dog is not phased by escalator tactile markers.

☐

30. I can handle unwanted interactions appropriately, redirecting my dog's attention and maintaining control.

☐

31. I can deal with access challenges correctly, following any specific guidelines or instructions.

☐

32. I can demonstrate at least three trained tasks that my dog can perform on command.

☐

33. I can show the training progress of another task being taught to my dog.

☐

34. I can demonstrate how I look out for my dog's basic welfare needs in public access, such as providing water and breaks when necessary.

☐

35. I can demonstrate how I am starting to teach my dog delayed gratification, such as waiting patiently for treats or rewards, even if they are freely accessible

☐

Please note: A 100% score is required to pass this level.

Any aversive handling or equipment will result in immediate disqualification.

Any soiling in public access will also result in disqualification.

No aggressive or reactive behavior will be tolerated.



ASSISTANCE DOG PAT BASIC

The purpose of this test is to assess the suitability of dogs as assistance dogs for Infinity Dogs CIC.

Dogs must be 18 months old or older and have completed 22 or more training hours with Infinity Dogs CIC.

A 100% score is required to pass the test.

Handlers CANNOT lure for any of the exercises, but are encouraged to heavily reward after each exercise. Handlers must reward from a place that isn't on their person, and must be hidden from their line of sight at all times.





HOUSE MANNERS

tick once task can be evidenced

1. The handler must show they possess a first aid kit that is easily accessible for their dog in an emergency and prove the emergency vets number is saved in their phone.

☐

2. The dog must show that they are able to settle quietly whilst the handler eats a meal for 30 minutes.

☐

3. The handler must be able to show their dog can appropriately behave and ignore visitors should an emergency occur. This includes the dog being boundary trained to the front door for safety for 2 minutes. The handler must be able to show that (but may use a loose training line) their dog can respect the front door boundary even when people are wandering in and out the house with the front door open.

☐

4. The handler must be able to describe how they make fireworks night a stress free experience for their dog.

☐

The handler must be able to demonstrate what preparations they have made for their dog in the event of:

- A fire
- A road traffic accident involving a vehicle they are travelling in
- A period of mild illness if someone was unable to help you
- If you were injured on a walk
- If your dog was injured on a walk
- If you had a hospital stay
- Severe cold weather
- Severe hot weather
- Flooding (if appropriate)



5. The dog must be able to ignore another dog playing off-lead next to them around 2 metres away.

☐

6. The dog must be able to ignore a scrap of high value food chunked to the dog whilst loose lead walking, and in static position.

☐

7. The dog must be able to cope with a pet dog rushing up to them, but that dog will make light physical contact (non determined sniffing). This should be done in a pet friendly place.

☐

8. The dog must be able to be held by someone else for 6 minutes whilst the handler is at least 60 metres away.

☐

9. The dog must be able to demonstrate that they can sit, get in a car, be safely restrained, drive for 20 minutes without signs of stress, control release, prepare and wait for release of unloading, and return to the handler's side in a controlled and safe way.

☐

10. My dog can do the following:

- Have a contextual cue to keep automatically under control on a trail (e.g. see dog, return to handler, see person, return to handler). This needs to be tested at peak time.
- Able to walk down a canal and pass at least 10 distractions on a loose lead, 2 of which must be dogs.
- Able to respond appropriately to seeing a reactive dog (an instructor will ask their dog to speak on cue to avoid unethically triggering someone else's dog on purpose). The dog must be less than 5m away.
- Able to respond appropriately to seeing someone playing a sport, off lead.
- Able to respond appropriately if they saw someone who was obviously frail, off lead.
- Able to respond appropriately to a child scared of dogs, off lead.
- Able to respond appropriately to walking around birds, off lead.
- Able to respond appropriately walking round squirrels, off lead.
- Able to respond appropriately walking past a cat at a 5m distance
- Able to respond appropriately to a drunk person, off lead.
- Able to deal with and ignore a pet dog trying to initiate play in a public park.





PARTNERSHIP SKILLS

be prepared to talk these through with your assessor


1. You only have 5 minutes to walk your dog in an area that is small and your dog must be kept on lead. You are travelling by train and it is critical your dog is calm: How are you going to wear them out?
2. You are having to have an emergency hospital stay and no one can get to you for a couple of hours to feed your dog. How are you going to work around this situation?
3. You are out on a walk and you realise your poo bags have blown away in the wind. Your dog chooses that moment to have a poop. What are you going to do?
4. You notice there is an ongoing police incident in public access. The dog team have turned up. Their dogs are barking at your dog. What are you going to do?
5. The only way out of a train station seems to be an escalator. How are you going to navigate this situation?
6. There is a child that is obviously scared of dogs in a shop. Her mum looks embarrassed. You still need to pay at the checkout. What are you going to do?

7. You notice there is another assistance dog team, but their dog seems to be poorly behaved. What are you going to do?

8. You are out in public, when you notice two other teams. One seems unaware the other is filming them. What would you do?

9. You notice there is a guide dog team very nearby. What could you do to help the handler if you have to pass?

10. A drunk person keeps harassing you to pet your assistance dog. You have told them no three times and they still aren't listening. What could you do to keep yourselves safe?



CO-OPERATIVE CARE

1. Must be able to voluntarily wear a correctly fitted muzzle and walk for 2 minutes without distress.
2. Must be able show they can open their mouth on cue to be inspected by another person.
3. Must be able to show they can position themselves for a fake blood draw without restraint (forearm)
4. Must be able to show dog will allow in between paws to be checked, and offer them voluntarily to another person.
5. Must be able to show belly for inspection by another person.
6. Must be able to give 3 examples of symptoms that require immediate medical intervention, 3 examples of things that may require “watchful waiting” and 3 conditions that are generally treatable at home.

☐☐☐☐☐☐



PUBLIC ACCESS

tick once task can be evidenced

1. The dog must be able to walk around a busy indoor venue for 10 minutes off lead or a traffic handle/dormant PS.

☐

2. The dog must be able to successfully cope with watching kids or sensory friendly viewing at a cinema. The handler may take the dog outdoors once for a toilet/decompression break.

☐

3. The dog must be able to hold a 2 minute stay from 20 steps away in a busy environment in sight.

- The dog must then be left for 1 minute out of sight in a busy environment.
- This must be done both indoors and outdoors.
- The handler may nominate an additional spotter for security and this must be done with safety in mind.

☐

4. The dog must be able to settle for 1hr minutes whilst the dog and handler team have a substantial meal. If needed, the handler may get up during this time but the dog must remain settled. The handler may not use chews or kongs, but are encouraged to use settle mats if appropriate and allow free access to water.

☐

5. The dog and handler team must be able to walk 20 metres with a dormant attachment or off lead whilst approached by another dog/handler team with an “out of control” off lead dog. To test this, we will expect your dog to stay focused even with a dog being constantly called past your dog x 3.

☐

6. The dog needs to be tested against at least 4 of the following settings:

- A short supermarket trip (20 minutes)
- A trip to a bank (10 minutes)
- A clothes shop (10 minutes)
- A train journey (30 minutes)
- An arcade (5 minutes)
- A museum (10 minutes)
- + another novel indoor setting of choice
- + another novel outdoor setting of choice

☐

7. The dog must be able to hold a position whilst someone accidentally drops a light object (e.g. a small soft toy) on the dog three times.

☐

8. The dog must be able leave high value food thrown next to them whilst walking (less than 30cm away) and static.

☐

9. The handler needs to be able to carry a hot drink over a distance of 20 metres with their dog off lead/DA.

☐

10. The dog must be able to walk past glass transparent walls without showing distress. ☐
11. The dog must be able to do a 30 step recall from a stay in a high demand environment. ☐
12. The dog must have evidence of riding a train journey, and able to navigate between two carriages with their dog off lead/DA. ☐
13. The partnership must have attended at least 2 scenario based training trips for novelty scenarios. ☐
14. The team must be able to navigate an airport landside either on or off lead. ☐
15. The team must be able to show they are able to safely navigate interactions with the emergency services. ☐
16. The team should demonstrate they are able to work their dog in the dark when needed. ☐
17. The team must be able to demonstrate that their dog is able to do at least 3 tasks to help them access day to day life. ☐
18. The team must be able to demonstrate they are able to work in a library if required. ☐
19. The team must be able to work in a medical environment, e.g. a gp waiting room, hospital, dentist of the handlers choice. ☐

20. The team must demonstrate they are able to work in a major transport hub.

☐

21. The team should be able to demonstrate they can work in at least 3 of the below settings relevant to the handlers lifestyle:

- A theatre
- A cinema (normal viewing)
- A theme park
- A wildlife park
- A gym
- A swimming pool
- A museum
- A long trail
- A bowling alley
- A tennis court
- A skate park
- A comedy club
- A dance studio
- A farm
- A carnival
- A outdoor market
- A fun fair
- A busy pub

☐

22. The handler should show how the team is able to navigate construction works.

☐

23. The team should be able to show how they are able to navigate automatic and revolving doors.

☐

24. The dog and handler team should be able to demonstrate how they are able to do at least 2 of the following:

- Operate an emergency pull cord
- Navigate stairs politely with handler
- Navigate stairs with secondary handler
- Navigate an escalator
- Navigate a lift

☐

25. The dog must show how they navigate a tight space with another team OFF LEAD/DA. This must include:

- Operate an emergency pull cord
- Navigate stairs politely with handler
- Navigate stairs with secondary handler
- Navigate an escalator
- Navigate a lift

☐

26. The handler must handle PERSISTENT unwanted interactions appropriately, redirecting the dog's attention and maintaining control whilst the dog is worked off lead.

☐

27. The handler must deal with access refusals correctly, following any specific guidelines or instructions.

☐

28. The dog must demonstrate they can safely go to the loo with the handler. Any of the following are acceptable:

- A passive absence of 5 minutes (if held by a friend)
- Joined in the loo
- Waiting outside the cubicle with a lead passed under the door.

☐

29. The partnership must be able to demonstrate the dog can appropriately interact with at least 10 different novelty objects.

☐

30. The partnership must show that they can safely work around all of the following (if present):

- Other people (different ages, heights, ethnicities, clothing types, hi viz, volume, movement types)
- Other animals (pet dogs, assistance dogs, assistance cats, small animals, wild animals, birds etc)

☐

Please note: A 100% score is required to pass the test.

Any aversive handling or equipment will result in immediate disqualification.

Any soiling in public access will also result in disqualification.

No aggressive or reactive behaviour is allowed.



ASSISTANCE DOG PAT ADVANCED

The purpose of this test is to assess the suitability of dogs as assistance dogs for Infinity Dogs CIC.

Dogs must be 18 months old or older and have completed 24 or more training hours with Infinity Dogs CIC.

A 100% score is required to pass the test.

Handlers CANNOT lure for any of the exercises, but are encouraged to heavily reward after every second exercise. Handlers must reward from a place that isn't on their person, and must be hidden from their line of sight at all times.





HOUSE MANNERS

tick once task can be evidenced

1. The handler must show they possess a first aid kit that is easily accessible for their dog in an emergency and prove the emergency vets number is saved in their phone. They must show BOTH VERSIONS are clearly labelled. They must also have a portable version and a spare phone charger.

☐

2. The dog must show that they are able to settle quietly whilst the handler eats a meal for 1hr. They must also be able to name at least 5 foods that are toxic to dogs.

☐

3. The handler must be able to show their dog can appropriately behave and ignore visitors should an emergency occur. This includes the dog being boundary trained to the front door for safety for 5 minutes. The handler must be able to show that (but may use a loose training line) their dog can respect the front door boundary even when people are wandering in and out the house with the front door open. If they have a front garden they must be able to demonstrate when released they can treat that or the drive as an equivalent boundary, even if the handler crosses the road.

☐

The handler must demonstrate they have a packed go bag for any emergencies for their assistance dog which must contain the following:

- A spare lead and harness
- A spare vest
- A laminated card explaining Assistance Dog law
- Food and water for 72 hours
- Enrichment activities
- Towel
- First aid kit (canine)
- A head torch
- Reflective and/or light up gear (A yellow reflective lead is a must if the team wish to fly)
- Crash tested harness and seat belt attachment
- Copies of any insurance and medical/training documentation
- Copies of any travel documentation
- Treats
- Chews
- Non squeaky toys
- Settle mat/portable bed
- Muzzle
- Long line
- Spare poo bags
- Wet wipes
- Water bowl
- Food bowl
- Whistle
- Gps tracker/airtag/spare charger (if owned)
- DogLost account



This is to encourage handlers to think ahead and consider a level of emergency preparedness for them and their dog. We would advise keeping a go bag at home, one in a car, and taking as much as you can out day to day to cover any eventuality. This could be because of:

- Floods
- Owner hospitalisations
- Severe weather
- Power cuts
- Emergency evacuations
- Major incidents involving the emergency services that may involve having to leave a particular location for a long time



LIFE SKILLS

highlight once task can be evidenced

The following must be done both on lead and off lead or with a dormant attachment:

- The dog must be able to maintain a loose lead and ignore distractions while walking past a group of people talking loudly and laughing.
- The dog must be able to navigate through a crowded park without getting distracted by people playing sports or children running around.
- The dog must be able to stay focused and ignore a person walking by with a shopping cart, making noise and pushing it close by.
- The dog must be able to walk past a group of people eating at a restaurant patio without trying to approach or beg for food.
- The dog must be able to remain calm and ignore a person walking by with a baby in a stroller, making baby noises and movements.
- The dog must be able to walk past a group of people sitting on a bench, talking and eating ice cream, without trying to approach or beg for food.
- The dog must be able to stay focused and ignore a person walking by with a large, colorful umbrella.

- The dog must be able to walk past a group of people listening to loud music without getting distracted or wanting to investigate.
- The dog must be able to remain calm and ignore a person walking by with a bicycle, ringing the bell and riding close by.
- The dog must be able to walk past a group of people playing a game of catch without getting excited or wanting to join in.
- The dog must be able to stay focused and ignore a person walking by with a bag of popcorn, eating it and dropping some on the ground.
- The dog must be able to walk past a group of people sitting on a park bench, talking and drinking coffee, without trying to approach or beg for attention.
- The dog must be able to remain calm and ignore a person walking by with a large, inflatable beach ball.
- The dog must be able to walk past a group of people having a picnic, with food spread out on a blanket, without trying to grab any of the food.
- The dog must be able to stay focused and ignore a person walking by with a skateboard, performing tricks and making noise.



PARTNERSHIP SKILLS

be prepared to talk these through with your assessor

1. What would you do if you spotted an ill behaved assistance dog that you genuinely believed that you, your dog or the public were under threat?
2. What things might you take into account if your dog has to work in close proximity to a young handler?
3. What would you do if you were approached by an unsupervised child wanting to pet your dog?
4. What steps could you take to prevent unwanted interactions with the public?
5. What steps can you take to make public access less stressful for your assistance dog?
6. How would you handle a situation where your assistance dog becomes anxious or stressed in a crowded environment?
7. What strategies would you employ to ensure the safety and well-being of your assistance dog in a busy city?

8. What precautions would you take to prevent your assistance dog from getting distracted by food or other tempting items in public places?
9. How would you handle a situation where someone approaches you and your assistance dog without asking for permission first?
10. What steps would you take to ensure that your assistance dog remains focused and attentive during important tasks?
11. What measures would you take to ensure that your assistance dog remains calm and composed in high-stress situations?
12. How would you handle a situation where someone is allergic to dogs and requests that you keep your assistance dog away from them?
13. What steps would you take to ensure that your assistance dog is well-rested and not overworked during long days of assisting you?
14. How would you handle a situation where someone is fearful of dogs and expresses discomfort around your assistance dog?
15. What strategies would you employ to ensure that your assistance dog remains obedient and well-behaved in public places?
16. How would you handle a situation where someone tries to distract or play with your assistance dog while they are working?

17. What steps would you take to ensure that your assistance dog is properly groomed and presentable in public settings?
18. How would you handle a situation where someone questions the legitimacy of your need for an assistance dog?
19. What strategies would you employ to ensure that your assistance dog remains focused and attentive even in noisy environments?
20. How would you handle a situation where your assistance dog is approached by another dog that is not well-behaved or aggressive?
21. What steps would you take to ensure that your assistance dog is properly hydrated and provided with breaks during long outings?
22. How would you handle a situation where someone tries to feed your assistance dog without your permission?
23. What strategies would you employ to ensure that your assistance dog remains calm and composed during loud noises or sudden movements?
24. How would you handle a situation where someone tries to pet or interact with your assistance dog while they are wearing their "do not pet" vest?
25. What steps would you take to ensure that your assistance dog is comfortable and well-adjusted in different types of weather conditions?

26. How would you handle a situation where someone tries to take a photo or video of your assistance dog without your consent?


27. What strategies would you employ to ensure that your assistance dog remains focused and attentive even in unfamiliar or new environments?

28. How would you handle a situation where someone tries to engage in prolonged conversation with you while your assistance dog is working?

29. What steps would you take to ensure that your assistance dog is properly exercised and mentally stimulated on a regular basis?

30. How would you handle a situation where someone tries to play or roughhouse with your assistance dog inappropriately?

31. What strategies would you employ to ensure that your assistance dog remains calm and composed during medical procedures or emergencies?



CO-OPERATIVE CARE

Must be able to demonstrate that at least 15 skills can be done by another person for medical, grooming or general husbandry, in a public access environment.



PUBLIC ACCESS

tick once task can be evidenced

1. The dog must be able to walk around a busy indoor venue for 30 minutes off lead or a traffic handle/dormant PS.

☐

2. The dog must be able to successfully cope with a visit to a cinema or a theatre. Handlers should take into account spend patterns for their dog and any needs they may have to ensure their dog settles the entire time and is not disruptive.

☐

3. The dog must be able to hold a 5 minute stay from 20 steps away in a busy environment in sight. Someone must attempt to distract the dog by touching or with food twice.

☐

- The dog must then be left for 3 minutes out of sight in a busy environment.
- This must be done both indoors and outdoors.
- The handler may nominate an additional spotter for security and this must be done with safety in mind.

4. The dog must be able to settle for 1hr minutes whilst the dog and handler team have a substantial meal. If needed, the handler may get up during this time but the dog must remain settled. The handler may not use chews or kongs, but are encouraged to use settle mats if appropriate and allow free access to water. The server must make eye contact and try to talk to the dog.

☐

5. The dog and handler team must be able to walk 30 metres with a dormant attachment or off lead whilst approached by another dog/handler team with an “out of control” off lead dog. To test this, we will expect your dog to stay focused even with a dog being constantly called past your dog x 3.

☐

6. The dog needs to be tested against at least 4 of the following settings:

- A short supermarket trip (30 minutes)
- A trip to a bank (15 minutes)
- A clothes shop (15 minutes)
- A train journey (45 minutes)
- An arcade (10 minutes)
- A museum (15 minutes)
- + another novel indoor setting of choice
- + another novel outdoor setting of choice

☐

7. The dog must be able to hold a position whilst someone accidentally drops a light object (e.g. a small soft toy) on the dog three times and gently touches them.

☐

8. The dog must be able leave high value food thrown next to them whilst walking (less than 10cm away) and static.

☐

9. The handler needs to be able to carry a hot drink over a distance of 30 metres with their dog off lead/DA.

☐

10. The dog must be able to walk past and stay for 30 seconds near glass transparent walls without showing distress. ☐
11. The dog must be able to do a 45 step recall from a stay in a high demand environment. ☐
12. The dog must have evidence of riding a train journey, and able to navigate between three carriages, leaving their dog in an out of sight stay for 30 seconds in another carriage (spotted) with their dog off lead/DA. ☐
13. The partnership must have attended at least 3 scenario based training trips for novelty scenarios. ☐
14. The team must be able to navigate an airport landside off lead or dormant attachment. ☐
15. The team must be able to show they are able to safely navigate interactions with the emergency services. This includes being held for a passive absence of 30 seconds. ☐
16. The team should demonstrate they are able to work their dog in the dark when needed, both exercised and street walking. ☐
17. The team must be able to demonstrate that their dog is able to do at least 5 tasks to help them access day to day life. ☐
18. The team must be able to demonstrate they are able to work in a library if required, off lead or using DA. ☐

19. The team must be able to navigate either going in/out a lift or up/down stairs off lead.

☐

20. The team must demonstrate they are able to work in a major transport hub off lead/DA.

☐

21. The team should be able to demonstrate they can work in at least 3 of the below settings relevant to the handlers lifestyle and be worked off lead or DA.

- A theatre
- A cinema (normal viewing)
- A theme park
- A wildlife park
- A gym
- A swimming pool
- A museum
- A long trail
- A bowling alley
- A tennis court
- A skate park
- A comedy club
- A dance studio
- A farm
- A carnival
- A outdoor market
- A fun fair
- A busy pub

☐

22. The dog should display traffic savviness and refuse to step into the road if oncoming traffic is approaching.

☐

23. The team should be able to show how they are able to navigate automatic and revolving doors off lead or on a DA.

☐

24. The dog and handler team should be able to demonstrate how they are able to do at least 3 of the following:

☐

- Operate an emergency pull cord
- Navigate stairs politely with handler
- Navigate stairs with secondary handler
- Navigate an escalator
- Navigate a lift

25. The dog must show how they navigate a tight space with another team OFF LEAD/DA. This must include:

☐

- 3 “surprise” encounters by another dog
- Walking past less than 50cm away
- Walking head on twice
- Walking up from behind twice

26. The handler must handle PERSISTENT and INTENSE unwanted interactions appropriately, redirecting the dog's attention and maintaining control whilst the dog is worked off lead.

☐

27. The handler must deal with access refusals correctly, following any specific guidelines or instructions, even if security refuse entry.

☐

28. The dog must demonstrate they can safely go to the loo with the handler at peak time. Any of the following are acceptable:

- A passive absence of 5 minutes (if held by a friend)
- Joined in the loo
- Waiting outside the cubicle with a lead passed under the door.

☐

29. The partnership must be able to demonstrate the dog can appropriately interact with at least 12 different novelty objects off lead/DA.

☐

30. The partnership must show that they can safely work around all of the following off lead/DA (if present):

- Other people (different ages, heights, ethnicities, clothing types, hi viz, volume, movement types)
- Other animals (pet dogs, assistance dogs, assistance cats, small animals, wild animals, birds etc)

☐

Please note: A 100% score is required to pass the test.

Any aversive handling or equipment will result in immediate disqualification.

Any soiling in public access will also result in disqualification.

No aggressive or reactive behaviour is allowed.

Notes

DRAFT

Handwriting practice lines consisting of 12 sets of three horizontal dotted lines on a white background.

A message from Ruby...

“Congratulations, you made it!

You completed your training, and
Infinity Dogs have loved sharing this
journey with you”.



This booklet is not for reproduction without
permission from Ruby Welsford and the format/
content belongs to Infinity Dogs CIC



www.infinitydogs.org



contact@infinitydogs.org.uk